

Beam-energy dependence of the directed flow of deuterons in Au + Au collisions

J. Adam,⁶ L. Adamczyk,² J. R. Adams,³⁹ J. K. Adkins,³⁰ G. Agakishiev,²⁸ M. M. Aggarwal,⁴¹ Z. Ahammed,⁶¹ I. Alekseev,^{3,35} D. M. Anderson,⁵⁵ A. Aparin,²⁸ E. C. Aschenauer,⁶ M. U. Ashraf,¹¹ F. G. Atetalla,²⁹ A. Attri,⁴¹ G. S. Averichev,²⁸ V. Bairathi,⁵³ K. Barish,¹⁰ A. Behera,⁵² R. Bellwied,²⁰ A. Bhasin,²⁷ J. Bielcik,¹⁴ J. Bielcikova,³⁸ L. C. Bland,⁶ I. G. Bordyuzhin,³ J. D. Brandenburg,^{6,49} A. V. Brandin,³⁵ J. Butterworth,⁴⁵ H. Caines,⁶⁴ M. Calderón de la Barca Sánchez,⁸ D. Cebra,⁸ I. Chakaberia,^{29,6} P. Chaloupka,¹⁴ B. K. Chan,⁹ F.-H. Chang,³⁷ Z. Chang,⁶ N. Chankova-Bunzarova,²⁸ A. Chatterjee,¹¹ D. Chen,¹⁰ J. H. Chen,¹⁸ X. Chen,⁴⁸ Z. Chen,⁴⁹ J. Cheng,⁵⁷ M. Cherney,¹³ M. Chevalier,¹⁰ S. Choudhury,¹⁸ W. Christie,⁶ X. Chu,⁶ H. J. Crawford,⁷ M. Csanád,¹⁶ M. Daugherty,¹ T. G. Dedovich,²⁸ I. M. Deppner,¹⁹ A. A. Derevschikov,⁴³ L. Didenko,⁶ X. Dong,³¹ J. L. Drachenberg,¹ J. C. Dunlop,⁶ T. Edmonds,⁴⁴ N. Elsey,⁶³ J. Engelage,⁷ G. Eppley,⁴⁵ S. Esumi,⁵⁸ O. Evdokimov,¹² A. Ewigleben,³² O. Eyser,⁶ R. Fatemi,³⁰ S. Fazio,⁶ P. Federic,³⁸ J. Fedorisin,²⁸ C. J. Feng,³⁷ Y. Feng,⁴⁴ P. Filip,²⁸ E. Finch,⁵¹ Y. Fisyak,⁶ A. Francisco,⁶⁴ L. Fulek,² C. A. Gagliardi,⁵⁵ T. Galatyuk,¹⁵ F. Geurts,⁴⁵ A. Gibson,⁶⁰ K. Gopal,²³ D. Grosnick,⁶⁰ W. Guryon,⁶ A. I. Hamad,²⁹ A. Hamed,⁵ S. Harabasz,¹⁵ J. W. Harris,⁶⁴ S. He,¹¹ W. He,¹⁸ X. H. He,²⁶ S. Heppelmann,⁸ S. Heppelmann,⁴² N. Herrmann,¹⁹ E. Hoffman,²⁰ L. Holub,¹⁴ Y. Hong,³¹ S. Horvat,⁶⁴ Y. Hu,¹⁸ H. Z. Huang,⁹ S. L. Huang,⁵² T. Huang,³⁷ X. Huang,⁵⁷ T. J. Humanic,³⁹ P. Huo,⁵² G. Igo,⁹ D. Isenhower,¹ W. W. Jacobs,²⁵ C. Jena,²³ A. Jentsch,⁶ Y. Ji,⁴⁸ J. Jia,^{6,52} K. Jiang,⁴⁸ S. Jowzaee,⁶³ X. Ju,⁴⁸ E. G. Judd,⁷ S. Kabana,⁵³ M. L. Kabir,¹⁰ S. Kagamaster,³² D. Kalinkin,²⁵ K. Kang,⁵⁷ D. Kapukchyan,¹⁰ K. Kauder,⁶ H. W. Ke,⁶ D. Keane,²⁹ A. Kechechyan,²⁸ M. Kelsey,³¹ Y. V. Khyzhniak,³⁵ D. P. Kikoła,⁶² C. Kim,¹⁰ B. Kimelman,⁸ D. Kincses,¹⁶ T. A. Kinghorn,⁸ I. Kisel,¹⁷ A. Kiselev,⁶ M. Kocan,¹⁴ L. Kochenda,³⁵ L. K. Kosarzewski,¹⁴ L. Kramarik,¹⁴ P. Kravtsov,³⁵ K. Krueger,⁴ N. Kulathunga Mudiyansele,²⁰ L. Kumar,⁴¹ S. Kumar,²⁶ R. Kunnawalkam Elayavalli,⁶³ J. H. Kwasizur,²⁵ R. Lacey,⁵² S. Lan,¹¹ J. M. Landgraf,⁶ J. Lauret,⁶ A. Lebedev,⁶ R. Lednicky,²⁸ J. H. Lee,⁶ Y. H. Leung,³¹ C. Li,⁴⁸ W. Li,⁵⁰ W. Li,⁴⁵ X. Li,⁴⁸ Y. Li,⁵⁷ Y. Liang,²⁹ R. Licenik,³⁸ T. Lin,⁵⁵ Y. Lin,¹¹ M. A. Lisa,³⁹ F. Liu,¹¹ H. Liu,²⁵ P. Liu,⁵² P. Liu,⁵⁰ T. Liu,⁶⁴ X. Liu,³⁹ Y. Liu,⁵⁵ Z. Liu,⁴⁸ T. Ljubicic,⁶ W. J. Llope,⁶³ R. S. Longacre,⁶ N. S. Lukow,⁵⁴ S. Luo,¹² X. Luo,¹¹ G. L. Ma,⁵⁰ L. Ma,¹⁸ R. Ma,⁶ Y. G. Ma,⁵⁰ N. Magdy,¹² R. Majka,⁶⁴ D. Mallick,³⁶ S. Margetis,²⁹ C. Markert,⁵⁶ H. S. Matis,³¹ J. A. Mazer,⁴⁶ N. G. Minaev,⁴³ S. Mioduszewski,⁵⁵ B. Mohanty,³⁶ I. Mooney,⁶³ Z. Moravcova,¹⁴ D. A. Morozov,⁴³ M. Nagy,¹⁶ J. D. Nam,⁵⁴ Md. Nasim,²² K. Nayak,¹¹ D. Neff,⁹ J. M. Nelson,⁷ D. B. Nemes,⁶⁴ M. Nie,⁴⁹ G. Nigmatkulov,³⁵ T. Niida,⁵⁸ L. V. Nogach,⁴³ T. Nonaka,⁵⁸ A. S. Nunes,⁶ G. Odyniec,³¹ A. Ogawa,⁶ S. Oh,³¹ V. A. Okorokov,³⁵ B. S. Page,⁶ R. Pak,⁶ A. Pandav,³⁶ Y. Panebratsev,²⁸ B. Pawlik,⁴⁰ D. Pawlowska,⁶² H. Pei,¹¹ C. Perkins,⁷ L. Pinsky,²⁰ R. L. Pintér,¹⁶ J. Pluta,⁶² J. Porter,³¹ M. Posik,⁵⁴ N. K. Pruthi,⁴¹ M. Przybycien,² J. Putschke,⁶³ H. Qiu,²⁶ A. Quintero,⁵⁴ S. K. Radhakrishnan,²⁹ S. Ramachandran,³⁰ R. L. Ray,⁵⁶ R. Reed,³² H. G. Ritter,³¹ O. V. Rogachevskiy,²⁸ J. L. Romero,⁸ L. Ruan,⁶ J. Rusnak,³⁸ N. R. Sahoo,⁴⁹ H. Sako,⁵⁸ S. Salur,⁴⁶ J. Sandweiss,⁶⁴ S. Sato,⁵⁸ W. B. Schmidke,⁶ N. Schmitz,³³ B. R. Schweid,⁵² F. Seck,¹⁵ J. Seger,¹³ M. Sergeeva,⁹ R. Seto,¹⁰ P. Seyboth,³³ N. Shah,²⁴ E. Shabaliev,²⁸ P. V. Shanmuganathan,⁶ M. Shao,⁴⁸ A. I. Sheikh,²⁹ F. Shen,⁴⁹ W. Q. Shen,⁵⁰ S. S. Shi,¹¹ Q. Y. Shou,⁵⁰ E. P. Sichtermann,³¹ R. Sikora,² M. Simko,³⁸ J. Singh,⁴¹ S. Singha,²⁶ N. Smirnov,⁶⁴ W. Solyst,²⁵ P. Sorensen,⁶ H. M. Spinka,⁴ B. Srivastava,⁴⁴ T. D. S. Stanislaus,⁶⁰ M. Stefaniak,⁶² D. J. Stewart,⁶⁴ M. Strikhanov,³⁵ B. Stringfellow,⁴⁴ A. A. P. Suaide,⁴⁷ M. Sumera,³⁸ B. Summa,⁴² X. M. Sun,¹¹ X. Sun,¹² Y. Sun,⁴⁸ Y. Sun,²¹ B. Surrow,⁵⁴ D. N. Svirida,³ P. Szymanski,⁶² A. H. Tang,⁶ Z. Tang,⁴⁸ A. Taranenko,³⁵ T. Tarnowsky,³⁴ J. H. Thomas,³¹ A. R. Timmins,²⁰ D. Tlusty,¹³ M. Tokarev,²⁸ C. A. Tomkiel,³² S. Trentalange,⁹ R. E. Tribble,⁵⁵ P. Tribedy,⁶ S. K. Tripathy,¹⁶ O. D. Tsai,⁹ Z. Tu,⁶ T. Ullrich,⁶ D. G. Underwood,⁴ I. Upsal,^{49,6} G. Van Buren,⁶ J. Vanek,³⁸ A. N. Vasiliev,⁴³ I. Vassiliev,¹⁷ F. Videbæk,⁶ S. Vokal,²⁸ S. A. Voloshin,⁶³ F. Wang,⁴⁴ G. Wang,⁹ J. S. Wang,²¹ P. Wang,⁴⁸ Y. Wang,¹¹ Y. Wang,⁵⁷ Z. Wang,⁴⁹ J. C. Webb,⁶ P. C. Weidenkaff,¹⁹ L. Wen,⁹ G. D. Westfall,³⁴ H. Wieman,³¹ S. W. Wissink,²⁵ R. Witt,⁵⁹ Y. Wu,¹⁰ Z. G. Xiao,⁵⁷ G. Xie,³¹ W. Xie,⁴⁴ H. Xu,²¹ N. Xu,³¹ Q. H. Xu,⁴⁹ Y. F. Xu,⁵⁰ Y. Xu,⁴⁹ Z. Xu,⁶ Z. Xu,⁹ C. Yang,⁴⁹ Q. Yang,⁴⁹ S. Yang,⁶ Y. Yang,³⁷ Z. Yang,¹¹ Z. Ye,⁴⁵ Z. Ye,¹² L. Yi,⁴⁹ K. Yip,⁶ H. Zbroszczyk,⁶² W. Zha,⁴⁸ C. Zhang,⁵² D. Zhang,¹¹ S. Zhang,⁴⁸ S. Zhang,⁵⁰ X. P. Zhang,⁵⁷ Y. Zhang,⁴⁸ Y. Zhang,¹¹ Z. J. Zhang,³⁷ Z. Zhang,⁶ Z. Zhang,¹² J. Zhao,⁴⁴ C. Zhong,⁵⁰ C. Zhou,⁵⁰ X. Zhu,⁵⁷ Z. Zhu,⁴⁹ M. Zurek,³¹ and M. Zyzak¹⁷

(STAR Collaboration)

¹Abilene Christian University, Abilene, Texas 79699²AGH University of Science and Technology, FPACS, Cracow 30-059, Poland³Alikhanov Institute for Theoretical and Experimental Physics NRC "Kurchatov Institute," Moscow 117218, Russia⁴Argonne National Laboratory, Argonne, Illinois 60439⁵American University of Cairo, New Cairo 11835, New Cairo, Egypt⁶Brookhaven National Laboratory, Upton, New York 11973⁷University of California, Berkeley, California 94720⁸University of California, Davis, California 95616⁹University of California, Los Angeles, California 90095¹⁰University of California, Riverside, California 92521

- ¹¹Central China Normal University, Wuhan, Hubei 430079
¹²University of Illinois at Chicago, Chicago, Illinois 60607
¹³Creighton University, Omaha, Nebraska 68178
¹⁴Czech Technical University in Prague, FNSPE, Prague 115 19, Czech Republic
¹⁵Technische Universität Darmstadt, Darmstadt 64289, Germany
¹⁶ELTE Eötvös Loránd University, Budapest, Hungary H-1117
¹⁷Frankfurt Institute for Advanced Studies FIAS, Frankfurt 60438, Germany
¹⁸Fudan University, Shanghai, 200433
¹⁹University of Heidelberg, Heidelberg 69120, Germany
²⁰University of Houston, Houston, Texas 77204
²¹Huzhou University, Huzhou, Zhejiang 313000
²²Indian Institute of Science Education and Research (IISER), Berhampur 760010, India
²³Indian Institute of Science Education and Research (IISER) Tirupati, Tirupati 517507, India
²⁴Indian Institute Technology, Patna, Bihar 801106, India
²⁵Indiana University, Bloomington, Indiana 47408
²⁶Institute of Modern Physics, Chinese Academy of Sciences, Lanzhou, Gansu 730000
²⁷University of Jammu, Jammu 180001, India
²⁸Joint Institute for Nuclear Research, Dubna 141 980, Russia
²⁹Kent State University, Kent, Ohio 44242
³⁰University of Kentucky, Lexington, Kentucky 40506-0055
³¹Lawrence Berkeley National Laboratory, Berkeley, California 94720
³²Lehigh University, Bethlehem, Pennsylvania 18015
³³Max-Planck-Institut für Physik, Munich 80805, Germany
³⁴Michigan State University, East Lansing, Michigan 48824
³⁵National Research Nuclear University MEPhI, Moscow 115409, Russia
³⁶National Institute of Science Education and Research, HBNI, Jatni 752050, India
³⁷National Cheng Kung University, Tainan 70101
³⁸Nuclear Physics Institute of the CAS, Rez 250 68, Czech Republic
³⁹Ohio State University, Columbus, Ohio 43210
⁴⁰Institute of Nuclear Physics PAN, Cracow 31-342, Poland
⁴¹Panjab University, Chandigarh 160014, India
⁴²Pennsylvania State University, University Park, Pennsylvania 16802
⁴³NRC “Kurchatov Institute”, Institute of High Energy Physics, Protvino 142281, Russia
⁴⁴Purdue University, West Lafayette, Indiana 47907
⁴⁵Rice University, Houston, Texas 77251
⁴⁶Rutgers University, Piscataway, New Jersey 08854
⁴⁷Universidade de São Paulo, São Paulo, Brazil 05314-970
⁴⁸University of Science and Technology of China, Hefei, Anhui 230026
⁴⁹Shandong University, Qingdao, Shandong 266237
⁵⁰Shanghai Institute of Applied Physics, Chinese Academy of Sciences, Shanghai 201800
⁵¹Southern Connecticut State University, New Haven, Connecticut 06515
⁵²State University of New York, Stony Brook, New York 11794
⁵³Instituto de Alta Investigación, Universidad de Tarapacá, Chile
⁵⁴Temple University, Philadelphia, Pennsylvania 19122
⁵⁵Texas A&M University, College Station, Texas 77843
⁵⁶University of Texas, Austin, Texas 78712
⁵⁷Tsinghua University, Beijing 100084
⁵⁸University of Tsukuba, Tsukuba, Ibaraki 305-8571, Japan
⁵⁹United States Naval Academy, Annapolis, Maryland 21402
⁶⁰Valparaiso University, Valparaiso, Indiana 46383
⁶¹Variable Energy Cyclotron Centre, Kolkata 700064, India
⁶²Warsaw University of Technology, Warsaw 00-661, Poland
⁶³Wayne State University, Detroit, Michigan 48201
⁶⁴Yale University, New Haven, Connecticut 06520



(Received 9 July 2020; accepted 22 September 2020; published 16 October 2020)

We present a measurement of the first-order azimuthal anisotropy v_1 of deuterons from Au + Au collisions at $\sqrt{s_{NN}} = 7.7, 11.5, 14.5, 19.6, 27,$ and 39 GeV recorded with the STAR experiment at the Relativistic Heavy Ion

Collider (RHIC). The energy dependence of the $v_1(y)$ slope, $dv_1/dy|_{y=0}$, for deuterons, where y is the rapidity, is extracted for semicentral collisions (10%–40% centrality) and compared with that of protons. While the $v_1(y)$ slopes of protons are generally negative for $\sqrt{s_{NN}} > 10$ GeV, those for deuterons are consistent with zero, a strong enhancement of the $v_1(y)$ slope of deuterons is seen at the lowest collision energy (the largest baryon density) at $\sqrt{s_{NN}} = 7.7$ GeV. In addition, we report the transverse momentum dependence of v_1 for protons and deuterons. The experimental results are compared with transport and coalescence models.

DOI: [10.1103/PhysRevC.102.044906](https://doi.org/10.1103/PhysRevC.102.044906)

I. INTRODUCTION

One of the main goals of high-energy heavy-ion-collision experiments is to explore the state and evolution of nuclear matter under extreme conditions. These experiments measure the multiplicities of many different particle species and the correlations between these particles. The correlations between the azimuthal angles of these particles are particularly informative. The directed flow v_1 and the elliptic flow v_2 are the first- and second-harmonic coefficients of the Fourier expansion of the particle azimuthal distributions in momentum space relative to the reaction plane [1]. The reaction plane is defined by the beam direction and the impact parameter. The directed flow has two components: a rapidity-even function v_1^{even} and a rapidity-odd function v_1^{odd} . The values of v_1^{even} represent the contribution from event-by-event initial nuclei geometry fluctuations [2,3]. This work will focus on the rapidity-odd component. The values of v_1 as a function of rapidity y are sensitive to the amount of expansion the collision system goes through during the early collision stages [4].

The RHIC has completed the first phase of the Beam Energy Scan (BES) program [5]. The directed flow $v_1(y)$ as a function of rapidity y for different mesons and baryons has been measured in Au + Au collisions over the range of beam energies of $\sqrt{s_{NN}} = 7.7$ to 200 GeV [6,7]. The slopes $dv_1/dy|_{y=0}$ at midrapidity for net-protons and net- Λ hyperons as a function of collision energy show a minimum around $\sqrt{s_{NN}} = 10$ –20 GeV. According to a hydrodynamic model [8], a minimum $dv_1/dy|_{y=0}$ of net-baryons as a function of collision energy is a signature of a first-order phase transition between hadronic matter and the quark gluon plasma. However, no existing hydrodynamic model can quantitatively reproduce the measured magnitudes of the meson and baryon directed flow [6,7].

Besides the charged hadrons, a large number of light nuclei are produced in heavy-ion collisions. Their production is sensitive to the properties of cluster formation and fireball evolution [9–13]. There are two commonly used and very different phenomenological pictures for the mechanisms governing the production of light nuclei. The thermal model describes deuteron production as occurring throughout the whole time evolution of the fireball up to chemical freeze-out via elementary nucleon-nucleon and/or parton-parton interactions [10,14,15]. Such models are able to reproduce the observed deuteron multiplicities [16,17]. It is, however, difficult to understand how deuterons formed in the intermediate stages of the collisions can survive the subsequent evolution, as their binding energy (2 MeV) is so small

compared with the fireball temperature (≈ 150 MeV [18]). Another model describes deuteron production as occurring much later in the collision, near kinetic freeze-out, when the temperatures are much lower [19–23]. This is the coalescence model, in which two nucleons that are near each other in space and traveling with similar velocities, can form a deuteron. Thus, the momentum distribution of these formed deuterons is strongly related to that of protons. The comparison of light nucleus directed flow with that of protons can provide additional information to understand the mechanisms involved in light nucleus production in high-energy heavy-ion collisions.

Both the EOS and FOPI collaborations observed energy dependence of the directed flow for protons and deuterons from Au + Au collisions for laboratory kinetic energies of 0.1A GeV to 1.5A GeV [24–26]. These observations suggest that the directed flow of deuterons has a more pronounced energy dependence than that of protons. Thus, the light nucleus directed flow may provide a more sensitive measure of the collective motion than the lighter hadrons.

In this paper, we present the measurement of the directed flow for deuterons in Au + Au collisions at $\sqrt{s_{NN}} = 7.7, 11.5, 14.5, 19.6, 27,$ and 39 GeV from the STAR experiment. The results are discussed and compared with AMPT (A Multi-Phase Transport) calculation [27] and a simple coalescence model [28].

II. EXPERIMENT AND DATA ANALYSIS

The data used here are for Au + Au collisions at beam energies of $\sqrt{s_{NN}} = 7.7, 11.5, 14.5, 19.6, 27,$ and 39 GeV collected by the STAR experiment [29] at the RHIC facility. A minimum bias trigger was used. The 7.7, 11.5, and 39 GeV data were recorded in 2010. The 19.6 and 27 GeV data were recorded in 2011, and the 14.5 GeV data were recorded in 2014. The STAR experiment consists of a solenoidal magnet and different detectors for tracking, triggering, and particle identification (PID). The Time Projection Chamber (TPC) [30] is a charged-particle tracking device which covers the full azimuth and a pseudorapidity range $|\eta| < 1$. Charged particle trajectories are reconstructed with the TPC, and the momentum components are obtained from the curvature of the helical path in the 0.5 T magnetic field. The two momentum components in the plane transverse to the beam-line define the azimuthal angle of each track. The main detectors used for PID are the TPC and the Time-of-Flight system (TOF) [31]. The details of other STAR detectors are described elsewhere [29].

TABLE I. The event selection quality cuts v_z and v_r (see text), the number of events, and the baryon chemical potential μ_B [32] at each of the different collision energies studied here. The center of transverse radial position is located at $(v_x, v_y) = (0, -0.89 \text{ cm})$ for 14.5 GeV.

$\sqrt{s_{NN}}$ (GeV)	$ v_z $ (cm)	v_r (cm)	Events ($\times 10^6$)	μ_B (MeV)
7.7	70	2	4	420
11.5	50	2	12	315
14.5	50	1	11	260
19.6	50	2	36	205
27	50	2	70	155
39	40	2	130	115

A. Event and track selection

For each event, the location of the primary vertex can be reconstructed in three dimensions by extrapolating the TPC track segments to the beam axis. The primary vertex is required to be within certain distances of the center of STAR in the directions along the beam axis, v_z , and transverse to it, v_r , as listed in Table I.

The reconstructed tracks used in this analysis were required to pass basic quality cuts, including having at least 15 TPC space points assigned to them. Each track is also required to extrapolate to within 1 cm of the primary vertex location (distance of closest approach DCA) and has assigned to it at least half of the possible number of TPC space points (maximum 45) for its trajectory.

The centrality of each event is determined by comparing the charged particle multiplicity measured in the event to a Monte Carlo Glauber reference [33]. The results presented in this paper use the 10%–40% intermediate centrality region where the $v_1(y)$ measurements are the most significant. The first-order event-plane resolution, and v_1 itself, in more central collisions are relatively smaller, while the deuteron yields are also relatively smaller in more peripheral collisions.

B. Particle identification

We use a combination of the TPC and the TOF for the identification of charged particles. Figure 1(a) shows the average dE/dx distribution of measured charged tracks versus momentum at $\sqrt{s_{NN}} = 19.6 \text{ GeV}$. The curves denote the Bichsel expectation values $\langle dE/dx_B \rangle$ for each species [34].

For each track, the particle speed divided by the speed of light, $\beta = v/c$, can be measured by the combination of the TPC and TOF systems. The TOF thus provides a measurement of the track mass squared m^2 according to

$$m^2 = p^2 \left(\frac{1}{\beta^2} - 1 \right), \quad (1)$$

where p is the track momentum measured in the TPC. Figure 1(b) shows the m^2 distribution as a function of momentum at $\sqrt{s_{NN}} = 19.6 \text{ GeV}$. For the deuteron selection, the mass-squared values are required to be in the range $3.0 \text{ GeV}^2/c^4 < m^2 < 4.0 \text{ GeV}^2/c^4$.

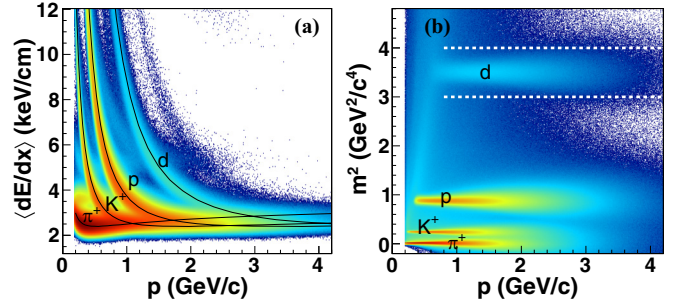


FIG. 1. (a) The $\langle dE/dx \rangle$ of charged tracks versus momentum in Au + Au collisions at $\sqrt{s_{NN}} = 19.6 \text{ GeV}$. The curves are Bichsel predictions for the corresponding particle species. (b) Particle m^2 versus momentum at $\sqrt{s_{NN}} = 19.6 \text{ GeV}$. The bands, from bottom to top, correspond to π^+ , K^+ , protons, and deuterons.

The selection of deuteron tracks using the TPC $\langle dE/dx \rangle$ proceeds via the variable z , defined as [35]

$$z = \ln \left(\frac{\langle dE/dx \rangle}{\langle dE/dx_B \rangle} \right). \quad (2)$$

When using the Bichsel prediction $\langle dE/dx_B \rangle$ for deuterons in Eq. (2) (cf. Fig. 1), the deuterons are those tracks with values of z near zero. Figure 2 shows the z distributions in different p_T ranges at $\sqrt{s_{NN}} = 19.6 \text{ GeV}$. In this analysis, the deuteron selection involves the requirement that $|z| < 0.2$.

In Ref. [6], the $v_1(y)$ of protons was measured over the range of $0.4 \text{ GeV}/c < p_T < 2.0 \text{ GeV}/c$. For the deuterons in this analysis, the transverse momentum range is restricted to the same range in terms of p_T/A , or $0.8 \text{ GeV}/c < p_T < 4.0 \text{ GeV}/c$. The default rapidity window for extracting the $v_1(y)$ slope is $|y| < 0.6$.

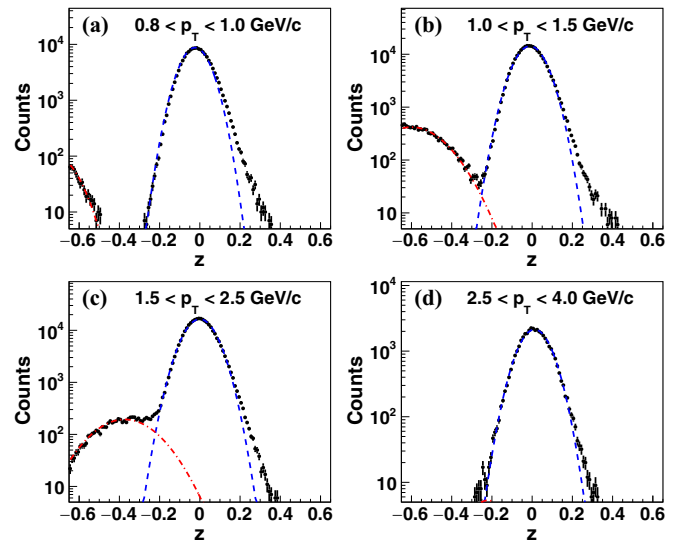


FIG. 2. The z distribution for deuteron in various p_T ranges in Au + Au collisions at $\sqrt{s_{NN}} = 19.6 \text{ GeV}$. The dashed line is a Gaussian fit representing the distribution for deuterons. The dot-dashed curve is a Gaussian fit denoting contributions from π^+ , K^+ , and protons.

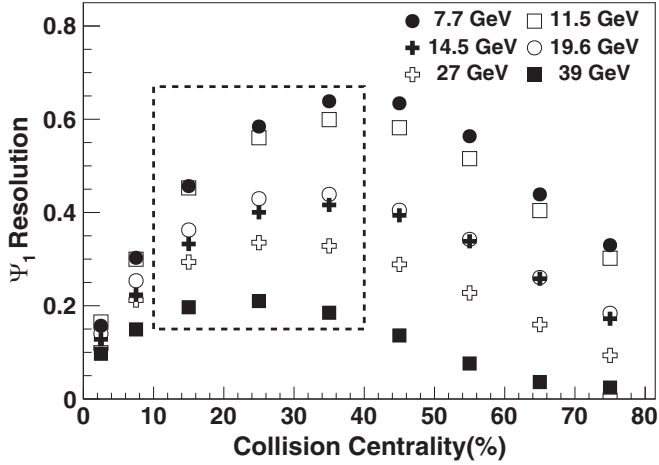


FIG. 3. The values of the first-order event plane (Ψ_1) resolution R_1 as a function of the centrality of Au + Au collisions at $\sqrt{s_{NN}} = 7.7, 11.5, 14.5, 19.6, 27,$ and 39 GeV. Ψ_1 was reconstructed with the BBCs and its resolution is determined by the correlation of the sub-event-plane angles determined separately by the east and west BBCs. Data presented later (10%–40% centrality) are indicated by the dashed-line box.

C. Event plane

The reaction-plane angle Ψ_R is the azimuth of the plane spanned by the beam direction and the impact-parameter vector. The v_1 of the produced particles with respect to Ψ_R can be measured as $v_1 = \langle \cos(\phi - \Psi_R) \rangle$, where ϕ is the azimuthal angle of the produced particle and the angle brackets imply averaging over all the particles in all events. As the reaction-plane angle Ψ_R cannot be measured directly, we will use the event-plane angle [1] to estimate the reaction-plane angle Ψ_R . The event plane was estimated by using the v_1 information of the final-state particles, and hence is called the first-order event plane (Ψ_1). The self-correlations were eliminated with the large acceptance gap between the TPC, where the deuteron directed flow was measured, and the detectors measuring the final-state particles used to calculate Ψ_1 .

Two beam-beam counters (BBCs) [36] were used to reconstruct the values of Ψ_1 . The distribution of reconstructed Ψ_1 values is not uniform due to imperfections in the BBCs. Therefore, a shifting method [1] was applied to flatten the distributions. The finite multiplicity of particles in each event limits the precision of estimating the true reaction plane via the reconstructed Ψ_1 , so the values of v_1 have been corrected for the event-plane resolution: $v_1 = \langle \cos(\phi - \Psi_1) \rangle / R_1$. The resolution correction factor R_1 is determined by the sub-event-plane correlation method [1], where the sub-event planes are reconstructed separately in the east and west BBCs. Figure 3 shows the R_1 values as a function of the collision centrality at each collision energy. The resolution peaks in mid-central collisions. The resolution improves as the collision energy decreases due to the stronger directed flow at the rapidity ranges covered by the BBC detectors.

D. Systematic uncertainties

The systematic uncertainties on the directed flow are estimated by varying the criteria used to select tracks and identify

particles. The absolute difference between the results using the default and the varied criteria is quoted as the systematic uncertainty. The systematic uncertainty related to the track-selection procedure is estimated by varying the DCA (from 1 to 0.5 and 2 cm) and the number of TPC space points (from 15 to 20). The value is found to be about 6% and independent of the particle species. Additional systematic uncertainties arising from the particle misidentification are estimated by varying the PID cuts on z and m^2 . The typical magnitudes of these uncertainties are 4% for protons and 15% for deuterons. The systematic uncertainty corresponding to the chosen range of the dv_1/dy fit is estimated by taking the difference between the best-fit slope and the value of the slope within $|y| < 0.5$. This uncertainty is about 6% at $\sqrt{s_{NN}} = 7.7$ GeV. It is the choice of the dv_1/dy fit range that makes the largest contribution to the total systematic uncertainties above 7.7 GeV. Nonflow contributions to the systematic uncertainty are reduced due to the large pseudorapidity gap between the TPC and BBC detectors. The event-plane resolution is estimated via the correlation of the event planes calculated for two sub-events, which can be affected by momentum conservation [37]. The possible systematic uncertainty from the first-order event-plane resolution estimation is discussed in Ref. [6]. The uncertainty is less than 2%. All the sources are added in quadrature as the final total systematic uncertainties, which are of a similar magnitude as the statistical uncertainties.

III. RESULTS AND DISCUSSION

Figure 4 shows the rapidity dependence of the directed flow v_1 of protons and deuterons at each of the studied collision energies. The $v_1(y)$ of deuterons is antisymmetric about $y = 0$. As with the protons, the $v_1(y)$ of deuterons increases monotonically with increasing rapidity at $\sqrt{s_{NN}} = 7.7$ GeV. We observe a stronger v_1 dependence on rapidity for deuterons than for protons. The limited event statistics and relatively lower deuteron production rate at higher energies makes such comparisons less certain.

The $v_1(y)$ slope at midrapidity ($y < |0.6|$) is obtained by fitting the data with a straight line. For $\sqrt{s_{NN}} > 7.7$ GeV, the sign of the $v_1(y)$ slope is mainly influenced by the two data points at the extreme rapidity bins. Figure 5 presents the resulting values of the $v_1(y)$ slope versus the collision energy for 10%–40% central collisions. A significantly larger deuteron $v_1(y)$ slope with respect to protons is observed at $\sqrt{s_{NN}} = 7.7$ GeV. The deuteron $v_1(y)$ slope is observed to be consistent with zero at all energies above 7.7 GeV, but with large uncertainties.

The results from the data were compared with those from the AMPT model [27]. This is a hybrid model which has been used to describe the charged particle multiplicity, transverse momentum, and the elliptic flow of identified particles in relativistic heavy-ion collisions. In this model, scattering among hadrons is described by ART (A Relativistic Transport) model [38]. The deuterons are produced and dissolved within ART via nuclear reactions. The centrality of the simulated events is determined by integrating the charged particle multiplicity distribution, as was done for the experimental data. The comparison between data and the AMPT model result can be seen

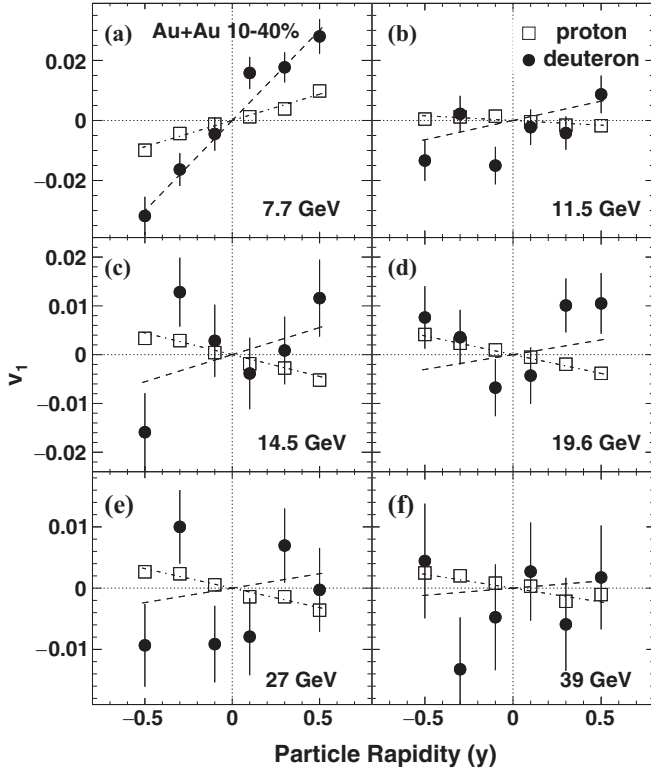


FIG. 4. Rapidity dependence of v_1 for protons [7] (open squares) and deuterons (solid circles) in 10%–40% Au + Au collisions at $\sqrt{s_{NN}} = 7.7, 11.5, 14.5, 19.6, 27,$ and 39 GeV. The dot-dashed and dashed lines are fits to proton and deuteron v_1 , respectively, at midrapidity ($|y| < 0.6$) with a linear function to extract the slopes. The plotted uncertainties are statistical only.

in Fig. 5. A decreasing trend for increasing collision energies is seen in the AMPT simulation, while the model significantly overpredicts the observed magnitude of the deuteron directed flow slope.

A commonly applied picture for light nucleus production in heavy-ion collisions involves the coalescence of nucleons which are close to each other in space and have similar velocities. Then, the spectral distribution of a light nucleus, d^3N_A/d^3p_A , depends on the distributions of protons, d^3N_p/d^3p_p , and neutrons, d^3N_n/d^3p_n [21],

$$E_A \frac{d^3N_A}{d^3p_A} \propto \left(E_p \frac{d^3N_p}{d^3p_p} \right)^Z \left(E_n \frac{d^3N_n}{d^3p_n} \right)^{A-Z}, \quad (3)$$

where A and Z are nucleus mass number and charge number, respectively. In this production mechanism, the expected value of the light nucleus directed flow can be expressed as a function of the directed flow of its constituent nucleons. Assuming the protons and neutrons flow similarly, the deuteron v_1 is given by [28]

$$v_{1,d}(y, p_T) = \frac{2v_{1,p}(y, \frac{p_T}{2})}{1 + 2v_{1,p}^2(y, \frac{p_T}{2})}, \quad (4)$$

where each constituent nucleon has half the p_T and the same rapidity as the deuteron. Then one can calculate the expected v_1 for the deuterons from the measured v_1 for protons [7],

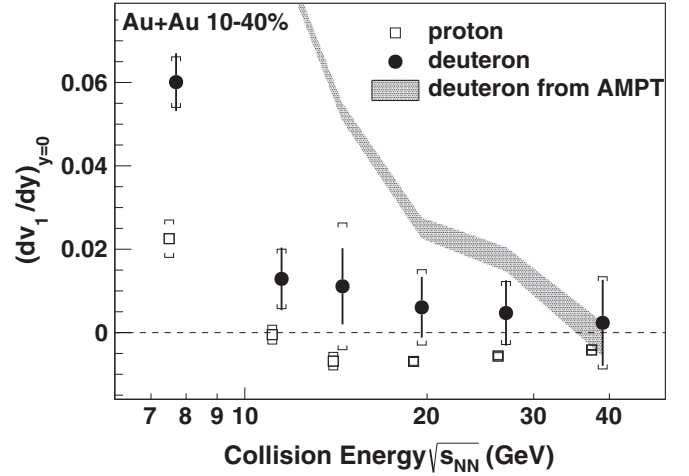


FIG. 5. Directed flow slope at midrapidity, $dv_1/dy|_{y=0}$, as a function of beam energy in 10%–40% Au + Au collisions. Solid circles represent deuterons. Open squares are the published results in Ref. [7] for protons. The band denotes the results for deuterons from AMPT transport model. Statistical uncertainties (bars) and systematic uncertainties (horizontal brackets) are shown separately. For visibility, the data points are staggered horizontally.

assuming as usual that the (unmeasured) neutron flow is the same as that of the (measured) protons. As the proton $v_1 \ll 1$, Eq. (4) can be simplified as

$$v_{1,d}(y, p_T) \approx 2v_{1,p}\left(y, \frac{p_T}{2}\right). \quad (5)$$

This indicates that, in the coalescence mechanism, the v_1 of protons and deuterons will follow an atomic-mass-number scaling. In fact, Eqs. (4) and (5) can be applied to any anisotropy coefficient. For the elliptic flow of light nuclei, the STAR collaboration has observed such a mass-number scaling in $\sqrt{s_{NN}} = 7.7$ – 200 GeV Au + Au collisions [39]. The expectation would thus be that the $v_1(y)$ slope for deuterons would have the same sign as that observed for the protons and have a larger magnitude. In Fig. 5, within the statistical and systematic uncertainties, the deuteron $v_1(y)$ slope at midrapidity is consistent with this expectation at $\sqrt{s_{NN}} = 7.7$ GeV. For $\sqrt{s_{NN}} > 7.7$ GeV, the deuteron $v_1(y)$ slopes have a different sign than the corresponding proton $v_1(y)$ slopes with large uncertainties.

To further test the coalescence model, we studied the p_T dependence of the directed flow v_1 at all measured energies, which is shown in Fig. 6. At $\sqrt{s_{NN}} = 7.7$ GeV and 11.5 GeV, the values of $v_1(p_T)$ indicate a mass-number scaling for $p_T/A > 1$ GeV/c within $|y| < 0.6$, while the value of the deuteron v_1/A shows an enhancement towards lower p_T/A at $\sqrt{s_{NN}} = 7.7$ GeV. This enhancement is not caused by the knock-out deuteron background with its negligible production at $\sqrt{s_{NN}} = 7.7$ GeV [35].

At forward rapidities, the E877 collaboration observed such an enhancement of the $v_1(p_T)$ of deuterons, tritons, ${}^3\text{He}$, and ${}^4\text{He}$ at $p_T < 0.5$ GeV/c in Au + Au collisions at a beam energy of $10.8A$ GeV [40]. The cause of the low- p_T

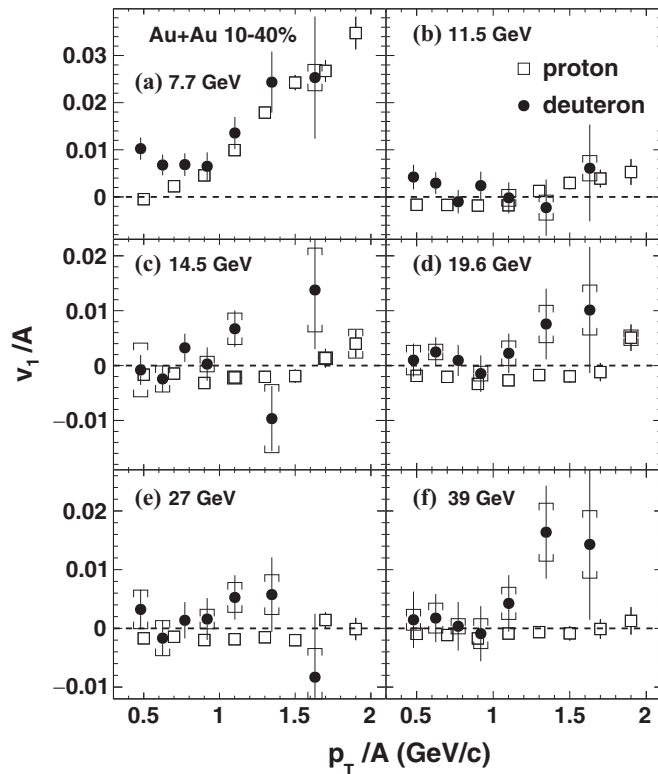


FIG. 6. The p_T dependence of v_1/A in $|y| < 0.6$ for protons (open squares) and deuterons (solid circles) in 10%–40% Au + Au collisions at $\sqrt{s_{NN}} = 7.7, 11.5, 14.5, 19.6, 27,$ and 39 GeV. Statistical uncertainties (bars) and systematic uncertainties (horizontal lines) are shown separately.

enhancement of the deuteron v_1 in the $\sqrt{s_{NN}} = 7.7$ GeV Au + Au collisions is unclear.

IV. SUMMARY

In summary, we present the midrapidity directed flow $v_1(y)$ of deuterons in Au + Au collisions at $\sqrt{s_{NN}} = 7.7$ – 39 GeV. At 10%–40% centrality, the $v_1(y)$ slope, $dv_1/dy|_{y=0}$, shows

a strong increase at the lowest collision energy of $\sqrt{s_{NN}} = 7.7$ GeV and is consistent with zero for energies above 7.7 GeV. The AMPT transport model significantly overestimates the values of deuteron $v_1(y)$ slopes at most measured collision energies. The coalescence model for deuteron production predicts an atomic-mass-number scaling of the proton and deuteron v_1 . At $\sqrt{s_{NN}} = 7.7$ GeV and 11.5 GeV, this is approximately valid for the $v_1(p_T)$ data at higher p_T within $|y| < 0.6$, while the $v_1(p_T)$ show enhancements towards very low p_T at $\sqrt{s_{NN}} = 7.7$ GeV. There is at present no explanation for this enhancement. Stronger conclusions will be possible with the event statistics achieved with the Beam Energy Scan II program.

ACKNOWLEDGMENTS

We thank the RHIC Operations Group and RCF at BNL, the NERSC Center at LBNL, and the Open Science Grid consortium for providing resources and support. This work was supported in part by the Office of Nuclear Physics within the U.S. DOE Office of Science, the U.S. National Science Foundation, the Ministry of Education and Science of the Russian Federation, National Natural Science Foundation of China, Chinese Academy of Science, the Ministry of Science and Technology of China and the Chinese Ministry of Education, the Higher Education Sprout Project by Ministry of Education at NCKU, the National Research Foundation of Korea, Czech Science Foundation and Ministry of Education, Youth and Sports of the Czech Republic, Hungarian National Research, Development and Innovation Office, New National Excellency Programme of the Hungarian Ministry of Human Capacities, Department of Atomic Energy and Department of Science and Technology of the Government of India, the National Science Centre of Poland, the Ministry of Science, Education and Sports of the Republic of Croatia, RosAtom of Russia and German Bundesministerium für Bildung, Wissenschaft, Forschung und Technologie (BMBF), Helmholtz Association, Ministry of Education, Culture, Sports, Science, and Technology (MEXT) and Japan Society for the Promotion of Science (JSPS).

-
- [1] A. M. Poskanzer and S. A. Voloshin, *Phys. Rev. C* **58**, 1671 (1998).
 [2] D. Teaney and L. Yan, *Phys. Rev. C* **83**, 064904 (2011).
 [3] M. Luzum and J.-Y. Ollitrault, *Phys. Rev. Lett.* **106**, 102301 (2011).
 [4] P. Bożek and I. Wyskiel, *Phys. Rev. C* **81**, 054902 (2010).
 [5] M. Aggarwal *et al.* (STAR Collaboration), [arXiv:1007.2613](https://arxiv.org/abs/1007.2613).
 [6] L. Adamczyk *et al.* (STAR Collaboration), *Phys. Rev. Lett.* **112**, 162301 (2014).
 [7] L. Adamczyk *et al.* (STAR Collaboration), *Phys. Rev. Lett.* **120**, 062301 (2018).
 [8] H. Stöcker, *Nucl. Phys. A* **750**, 121 (2005).
 [9] J. I. Kapusta, *Phys. Rev. C* **21**, 1301 (1980).
 [10] A. Z. Mekjian, *Phys. Rev. C* **17**, 1051 (1978).
 [11] L. P. Csernai and J. I. Kapusta, *Phys. Rep.* **131**, 223 (1986).
 [12] R. Mattiello, H. Sorge, H. Stöcker, and W. Greiner, *Phys. Rev. C* **55**, 1443 (1997).
 [13] K. J. Sun, L. W. Chen, C. M. Ko, and Z. Xu, *Phys. Lett. B* **774**, 103 (2017).
 [14] P. Braun-Munzinger and J. Stachel, *J. Phys. G* **21**, L17 (1995).
 [15] S. Chatterjee and B. Mohanty, *Phys. Rev. C* **90**, 034908 (2014).
 [16] A. Andronic, P. Braun-Munzinger, J. Stachel, and H. Stöcker, *Phys. Lett. B* **697**, 203 (2011).
 [17] J. Cleymans, S. Kabana, I. Kraus, H. Oeschler, K. Redlich, and N. Sharma, *Phys. Rev. C* **84**, 054916 (2011); J. H. Chen, D. Keane, Y. G. Ma, A. H. Tang, and Z. B. Xu, *Phys. Rep.* **760**, 1 (2018).
 [18] L. Adamczyk *et al.* (STAR Collaboration), *Phys. Rev. C* **96**, 044904 (2017).
 [19] S. T. Butler and C. A. Pearson, *Phys. Rev.* **129**, 836 (1963).
 [20] H. H. Gutbrod *et al.*, *Phys. Rev. Lett.* **37**, 667 (1976).

- [21] H. Sato and K. Yazaki, *Phys. Lett. B* **98**, 153 (1981).
- [22] S. Zhang, J. H. Chen, H. Crawford, D. Keane, Y. G. Ma, and Z. B. Xu, *Phys. Lett. B* **684**, 224 (2010).
- [23] J. Steinheimer, K. Gudima, A. Botvina, I. Mishustin, M. Bleicher, and H. Stöcker, *Phys. Lett. B* **714**, 85 (2012).
- [24] M. D. Partlan *et al.* (EOS Collaboration), *Phys. Rev. Lett.* **75**, 2100 (1995).
- [25] S. Wang *et al.* (EOS Collaboration), *Phys. Rev. Lett.* **74**, 2646 (1995).
- [26] W. Reisdorf *et al.* (FOPI Collaboration), *Nucl. Phys. A* **876**, 1 (2012).
- [27] Z. W. Lin, C. M. Ko, B. A. Li, B. Zhang, and S. Pal, *Phys. Rev. C* **72**, 064901 (2005).
- [28] D. Molnár and S. A. Voloshin, *Phys. Rev. Lett.* **91**, 092301 (2003).
- [29] K. H. Ackermann *et al.*, *Nucl. Instrum. Methods Phys. Res., Sect. A* **499**, 624 (2003).
- [30] M. Anderson *et al.*, *Nucl. Instrum. Methods Phys. Res., Sect. A* **499**, 659 (2003).
- [31] W. J. Llope, *Nucl. Instrum. Methods Phys. Res., Sect. A* **661**, S110 (2012).
- [32] J. Cleymans, H. Oeschler, K. Redlich, and S. Wheaton, *Phys. Rev. C* **73**, 034905 (2006).
- [33] L. Adameczyk *et al.* (STAR Collaboration), *Phys. Rev. C* **86**, 054908 (2012).
- [34] H. Bichsel, *Nucl. Instrum. Methods Phys. Res., Sect. A* **562**, 154 (2006).
- [35] J. Adam *et al.* (STAR Collaboration), *Phys. Rev. C* **99**, 064905 (2019).
- [36] C. A. Whitten Jr. (STAR Collaboration), *AIP Conf. Proc.* **980**, 390 (2008).
- [37] N. Borghini, P. M. Dinh, J.-Y. Ollitrault, A. M. Poskanzer, and S. A. Voloshin, *Phys. Rev. C* **66**, 014901 (2002).
- [38] B. A. Li and C. M. Ko, *Phys. Rev. C* **52**, 2037 (1995).
- [39] L. Adameczyk *et al.* (STAR Collaboration), *Phys. Rev. C* **94**, 034908 (2016).
- [40] J. Barrette *et al.* (E877 Collaboration), *Phys. Rev. C* **59**, 884 (1999).